

Deck Plans — Silver Cloud

DECK 4 – The Restaurant, Le Champagne, Launderette

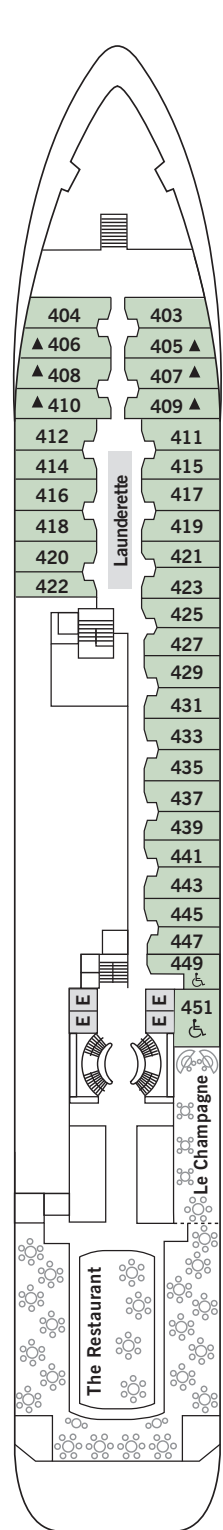
DECK 5 – The Casino, The Bar, Boutiques

DECK 6 – The Show Lounge, Card Room, Internet Café, Reception

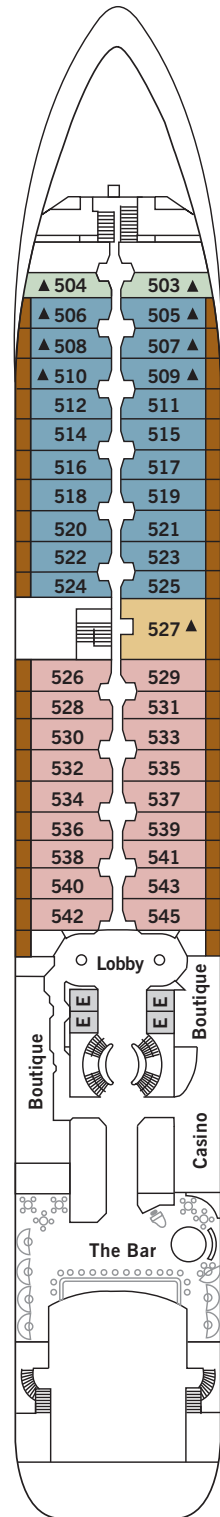
DECK 7 – La Terrazza, The Library, The Spa at Silversea, Beauty Salon

DECK 8 – Pool, Pool Bar, Pool Grill, The Panorama Lounge, Connoisseur's Corner

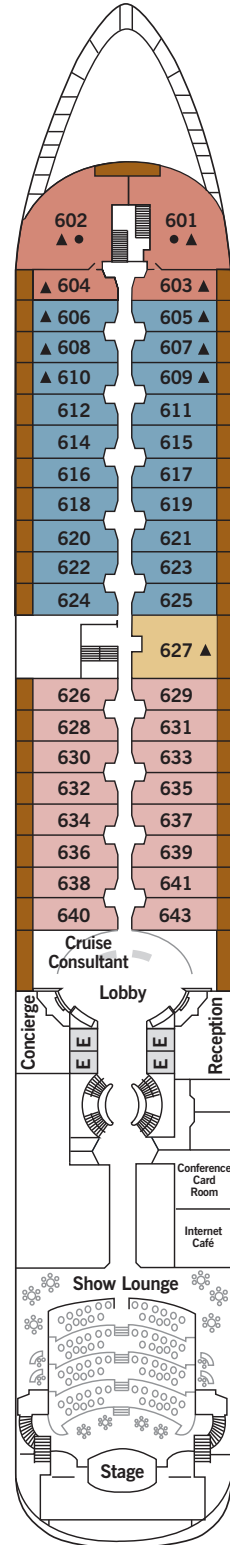
DECK 9 – The Fitness Centre, Jogging Track



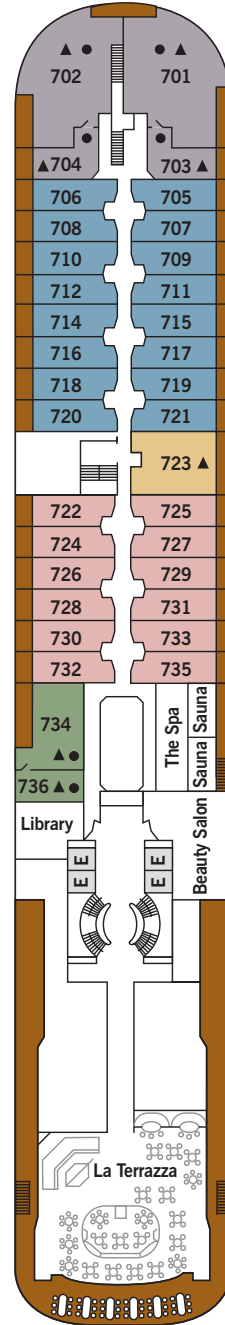
DECK 4



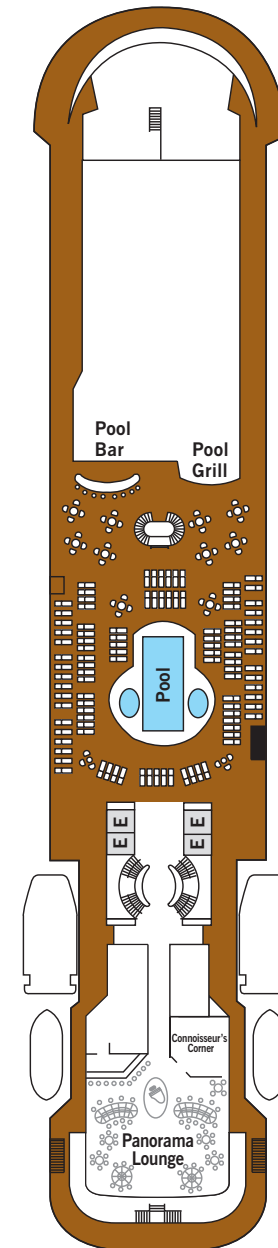
DECK 5



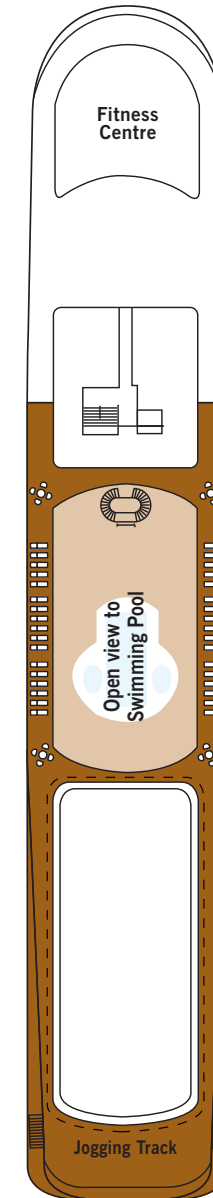
DECK 6



DECK 7



DECK 8



DECK 9

SUITE CATEGORIES

- OWNER'S SUITE
- GRAND SUITE
- ROYAL SUITE
- SILVER SUITE
- MIDSHIP VERANDA SUITE
- VERANDA SUITE
- VISTA SUITE

SPECIFICATIONS

- CREW212
- OFFICERSEuropean
- GUESTS296
- TONNAGE16,800
- LENGTH514.14 Feet / 156.7 Metres
- WIDTH70.62 Feet / 21.5 Metres
- SPEED20.5 Knots
- PASSENGER DECKS6
- 3RD GUEST CAPACITY▲
- FIXED QUEEN BED●
- HANDICAP SUITES♿
- 449, 451
- BUILT1994 / 1995
- REGISTRYBAHAMAS